

KIRAY 100

Infrared thermometer

New

CE



Infrared thermometer **KIRAY 100** with dual laser sighting is a key tool to diagnose, inspect and check any temperature, with the advantage of using "no-contact" technology. You can safely measure surface temperatures of hot objects, dangerous or difficult to access. Perfect tool to take temperature in a house, a garage, a workshop, an office, a car, a kitchen etc...

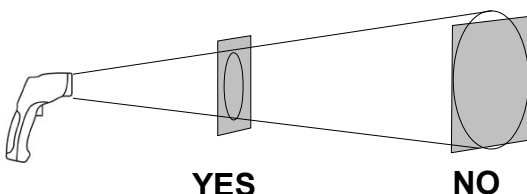


TECHNICAL FEATURES

Spectral response	8 - 14 μ m
Optical	D.S : 20:1 (13 mm at 260 mm)
Temperature range	From -50 to +800 °C
Accuracy*	From -50 à +20 °C : ± 2.5 °C From +20 to +300°C : $\pm 2\%$ of reading ± 2 °C From +300 °C to +800 °C : $\pm 2\%$ of reading
Infrared repeatability	From -50 to +20 °C : ± 1.3 °C From +20 to +800 °C : $\pm 0.5\%$ or ± 0.5 °C
Display resolution	0.1 °C
Response time	150 ms
Emissivity	Adjustable from 0.10 to 1.0 (pre-set at 0.95)
Over range indication	Display indication : « ---- »
Dual laser sighting	Wave length : from 630 nm to 670 nm Output < 1mW, Class 2 (II)
Positive or negative temperature indication	Automatic (no indication for a positive temperature) (-) sign for a negative temperature
Display	4 digits with LCD backlighted display
Auto-extinction	Automatic after 7 seconds of inactivity
High/low alarm	Flashing signal on display and beep signal with adjustable thresholds
Power supply	Alkaline 9 V battery
Autonomy	105 h (inactive laser and backlight) 20 h (active laser and backlight)
Use temperature	From 0 to +10 °C for a short period From +11 to +50 °C for a long period
Storage temperature	From -10 °C to +60 °C
Relative humidity	From 10 to 90%RH in operating mode and > 80%RH in storage
Dimensions	145 x 95 x 40 mm
Weight	180 g (included battery)

DISTANCE FROM THE TARGET

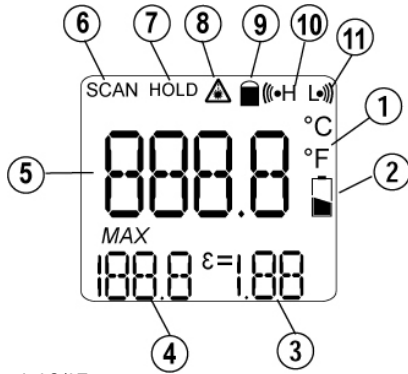
Distance	254	260	508	mm
Diameter	12.7	13	25.4	mm



Make sure that the target is larger than the size of the laser sighting.

*Accuracy for an ambient temperature from 23 to 25°C (with a relative humidity lower than 80% RH)

DISPLAY



- 1 – Technical unit °C/°F
- 2 – Low battery indicator
- 3 – Emissivity value = 0.95 (factory setting)
- 4 – Max temperature indicator.
- 5 – Temperature value
- 6 – Current measurement indicator
- 7 – HOLD indicator (fixed measurement)
- 8 – Laser in operation indicator
- 9 – Lock indicator (continuous measurement)
- 10 – High alarm symbol (fixed : activated alarm ;
flashing + beep : alarm thresholds exceeded)
- 11 – Low alarm symbol (fixed : activated alarm ;
flashing + beep : alarm thresholds exceeded)

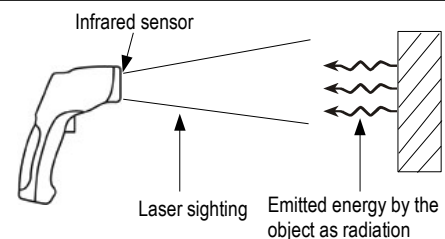
KIRAY 100 BUTTONS



- 1 – Up button. It allows to increment emissivity and high/low alarm thresholds. This button also allows in measurement mode to activate or deactivate the laser.
- 2 – Mode button. It allows to navigate through the modes (emissivity, lock, high alarm, low alarm).
- 3 – Down button. It allows to decrement emissivity and high/low alarm thresholds. This button also allows in measurement mode to activate or deactivate the backlight.

Infrared thermometer, how does it work ?

Infrared thermometers can measure the surface temperature of an object. Its optic lens catches the energy emitted and reflected by the object. This energy is collected and focused onto a detector. This information is displayed as temperature. The laser pointer is only used to aim at the target.



DESCRIPTION



SUPPLIED WITH

- Case with passer-by belt
- User manual

CE CERTIFICATION

This device meets with following standards' requirements.

- EN 50081-1 : 1992, Electromagnetic compatibility, Part 1
- EN 50082-1 : 1992, Electromagnetic compatibility, Part 2



www.kimo.fr

Distributed by :



EXPORT DEPARTMENT

Tel : + 33. 1. 60. 06. 69. 25 - Fax : + 33. 1. 60. 06. 69. 29

e-mail : export@kimo.fr